



vectra®

sculpt

the

dream

3D imaging solution
for face and neck

IMAGING EXCELLENCE FROM

 **CANFIELD**

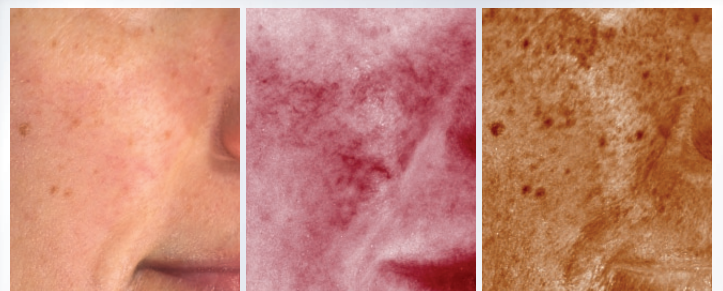


Communicate the possibilities. Engage in a streamlined, persuasive consultation as you view the three-dimensional image from any angle, zoom in for a closer look, superimpose the simulation over the pre-op, compare side-by-side, or fade between the two.

With its realistic 3D aesthetic simulation tools, Face Sculptor® software makes it easy to demonstrate surgical and non-surgical procedures—to **sculpt the dream**—on a three-dimensional image of your patient.

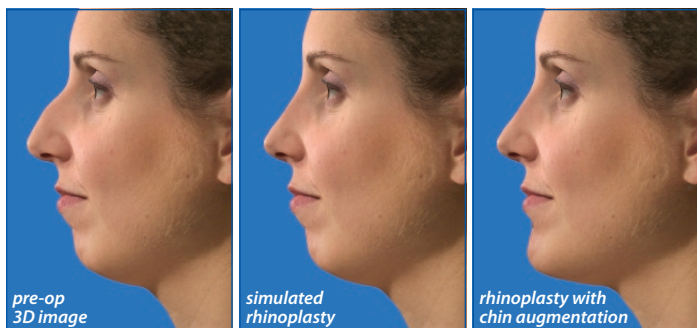
"I use VECTRA 3D imaging for all of my consultations. Canfield's Face Sculptor has made a tremendous impact on how I communicate with my patients. It allows me to make accurate simulations and set surgical goals in advance—this truly helps the patient make a decision."

—C. Spencer Cochran, MD
Gunter Center for Aesthetics and
Cosmetic Surgery, Dallas, Texas



RBX®: Another dimension. Canfield's proprietary RBX technology separates the unique color signatures of red and brown skin components for unequalled visualization of conditions such as rosacea, spider veins, acne, sun damage and melasma for precision treatment planning.

Show your patients the exciting possibilities of their anticipated aesthetic procedures.

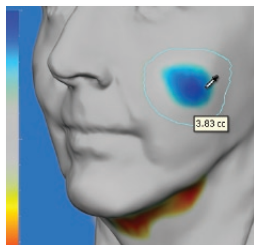


Close more complementary procedures. Demonstrate the difference between the likely outcome with only one or multiple procedures. With Face Sculptor you can explore the possibilities and help your patient decide on the best possible treatment plan.

Face Sculptor's intuitive interface makes it easy for you to achieve realistic three-dimensional results from day one.



For example, click and drag to reshape the nose on your patient's 3D image, precisely targeting one area at a time.



Measure volume difference.

Automatically measure the volume difference and visualize the degree of contour change with a color distance map.



Communicate the complete plan. Visualize your patient's hopes and expectations. Quickly arrive at a shared understanding of objectives.

Print the dream. When you're finished, click the optional Print button to select what you wish to show on the printed report, including your practice information and selectable 2D views of pre-op and/or simulation.



"The very first day after VECTRA was installed, a patient came in for a consultation. After viewing the simulated outcomes, the patient booked a surgery which literally paid for the entire system. It is this kind of result—right out of the box—that has gotten the attention of everyone in the practice."

—Jason Pozner, MD, FACS
Sanctuary Plastic Surgery
Boca Raton, Florida

- **Differentiate your practice. Wow your patients!** Sculptor's state-of-the-art consultations drive greater media exposure and patient referrals.
- **Communicate the possibilities.** Use your patient's own image to explore possible outcomes.
- **Close more complementary procedures.** Show your patient the effect of combining procedures such as rhinoplasty with chin augmentation or cheek augmentation with neck liposuction.
- **Increase patient satisfaction.** Visualize your patient's hopes and expectations. Quickly arrive at a shared understanding of treatment objectives.
- **Enhance surgical planning.** Plan treatments and surgery in three dimensions. Refer to 3D pre-op and simulated images during surgery.

FACE sculptor®

Simulate the outcomes of facial procedures such as

- ✓ injectables
- ✓ face & neck contouring
- ✓ skin resurfacing (including décolletage)
- ✓ lifts
- ✓ rhinoplasty
- ✓ chin augmentation

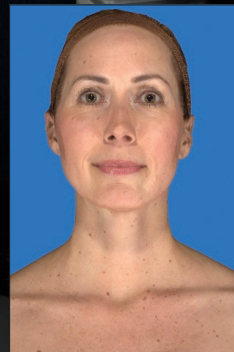
The only **complete 3D** solution.

VECTRA[®]

*The next dimension of
medical imaging.*

- ▶ instantly capture a detailed 3D image of your patient's face, neck, and décolletage
- ▶ 36 megapixel color capture yields highest quality image data
- ▶ compact, elegant design complements your space

VECTRA M3:
3D image capture
for face and neck



Instantly capture a 3D image of your patient's face, neck, and décolletage.



Zoom in to see all the details, clear and sharp.

IMAGING EXCELLENCE FROM



www.canfieldsci.com / info@canfieldsci.com / phone +1.973.276.0336 / (USA) 800.815.4330

3D SOLUTIONS • FACIAL IMAGING & ANALYSIS • IMAGING SOFTWARE • PHOTOGRAPHY • RESEARCH SYSTEMS & SERVICES • TRAINING

Face Sculptor, VECTRA, and RBX are registered trademarks of Canfield Scientific, Inc.

0912-02