


VECTRA[®]

M1 3D imaging system

- ▶ instantly capture a detailed 100° 3D image of left, right or front face
- ▶ precision optics and SLR quality image capture
- ▶ compact, portable design

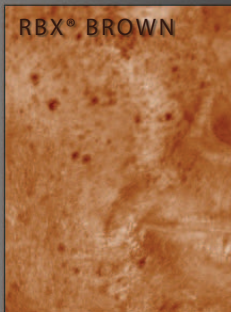
GRAY



RBX[®] RED



RBX[®] BROWN



Another dimension. Canfield's VECTRA captures 3D images for unequalled visualization of facial contours, as well as skin conditions such as rosacea, spider veins, acne, sun damage and melasma.

IMAGING EXCELLENCE FROM

 **CANFIELD**

sculpt *the dream*

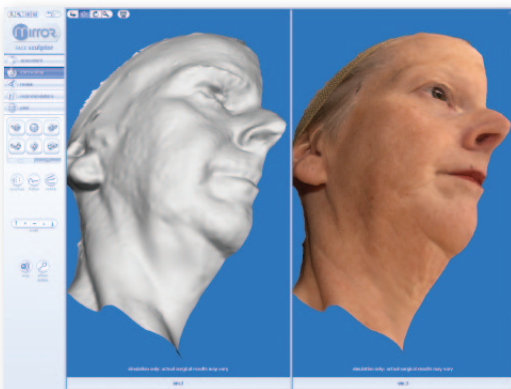


Communicate the possibilities.
Engage in a streamlined, persuasive consultation as you view the three-dimensional image from any angle, zoom in for a closer look, superimpose the simulation over the pre-op, compare side-by-side, or fade between the two.

With its realistic 3D aesthetic simulation tools, Sculptor software makes it easy to demonstrate surgical and non-surgical procedures—to **sculpt the dream**—on a three-dimensional image of your patient.

With VECTRA M1 and **FACE sculptor®** simulate the outcomes of facial procedures such as

- ✓ injectables
- ✓ cheek augmentation
- ✓ skin tightening
- ✓ skin rejuvenation
- ✓ lipo
- ✓ fillers



Facial contours are more apparent without the distraction of complexion details, clearly revealing deficiencies and opportunities for improvement.

VECTRA M1 configurations	face system	table-top solution	deluxe solution
VECTRA® M1 3D imaging system*	●	●	●
Face Sculptor® software	●	●	●
RBX® software	●	●	●
Mirror® PhotoFile® software	●	●	●
soft carrying case	●	●	●
laptop computer		●	●
inkjet printer		●	●
mobile cart			●
adjustable stool			●

*Includes one year warranty, support and software upgrades.

SCULPTOR 3D AESTHETIC CONSULTATION SOFTWARE . . . ONLY FROM CANFIELD.

IMAGING EXCELLENCE FROM
CANFIELD

www.canfieldsci.com / info@canfieldsci.com / phone +1.973.276.0336 / (USA) 800.815.4330

3D SOLUTIONS • FACIAL IMAGING & ANALYSIS • IMAGING SOFTWARE • PHOTOGRAPHY • RESEARCH SYSTEMS & SERVICES • TRAINING

VECTRA, Face Sculptor, RBX, Mirror, and PhotoFile are registered trademarks of Canfield Scientific, Inc.

1003-08