



VECTRA[®]

sculpt
the
dream

VECTRA

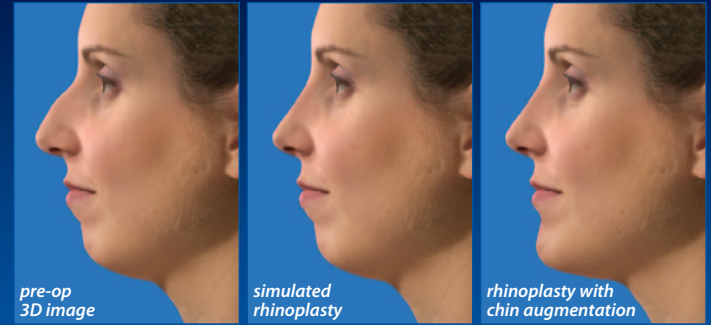
3D imaging solution
for body, breast,
and face

IMAGING EXCELLENCE FROM
 **CANFIELD**

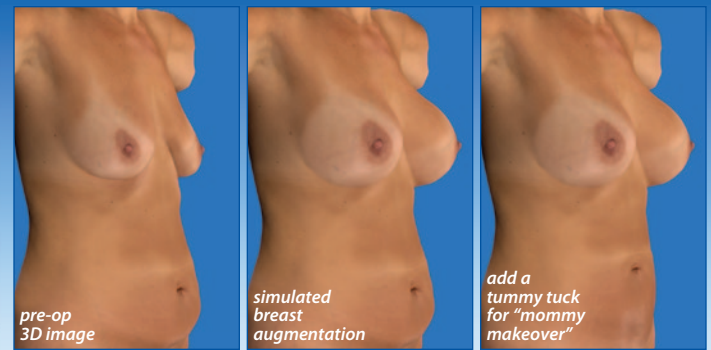
With its realistic 3D aesthetic simulation tools, Sculptor software makes it easy to demonstrate surgical and non-surgical procedures—to **sculpt the dream**—on a three-dimensional image of your patient.

- **Differentiate your practice. Wow your patients!** Sculptor's state-of-the-art consultations drive greater media exposure and patient referrals.
- **Communicate the possibilities.** Use your patient's own image to explore possible outcomes.
- **Close more complementary procedures.** Show your patient the effect of combining procedures such as rhinoplasty with chin augmentation or breast augmentation with tummy tuck.
- **Increase patient satisfaction.** Visualize your patient's hopes and expectations. Quickly arrive at a shared understanding of treatment objectives.
- **Enhance surgical planning.** Plan treatments and surgery in 3D. Refer to three-dimensional pre-op and simulated images during surgery.

Sculptor's intuitive interface makes it easy for you to achieve realistic three-dimensional results from day one.



Close more complementary procedures. Demonstrate the difference between the likely outcome with only one or multiple procedures. With Sculptor you can explore the possibilities and help your patient decide on the best possible treatment plan.



Which of the most popular aesthetic procedures do **you** perform?

CANFIELD VECTRA

✓ rhinoplasty	
✓ chin augmentation	
✓ liposuction	
✓ breast augmentation	
✓ tummy tuck	
✓ cellulite	
✓ face lift	
✓ forehead lift	
✓ facial implant	
✓ Botox®	
✓ fillers	
✓ lip augmentation	
✓ skin resurfacing	
✓ chemical peels	
✓ dermabrasion	
✓ buttock aug./lift	

"I use VECTRA 3D imaging for all of my consultations. Canfield's Face Sculptor has made a tremendous impact on how I communicate with my patients. It allows me to make accurate simulations and set surgical goals in advance—this truly helps the patient make a decision."

—C. Spencer Cochran, MD
Gunter Center for Aesthetics and
Cosmetic Surgery, Dallas, Texas

Make sure your 3D system supports all of them.

Show your patients the exciting possibilities of their anticipated aesthetic procedures.



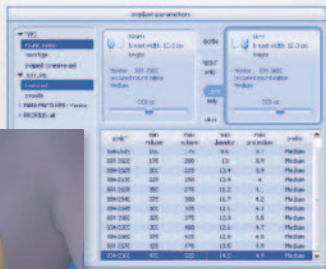
Communicate the possibilities. Engage in a streamlined, persuasive consultation as you view the three-dimensional image from any angle, zoom in for a closer look, superimpose the simulation over the pre-op, compare side-by-side, or fade between the two.

“Once you navigate through the cost and safety issues with your patient, it comes down to outcomes:

What am I actually going to look like?

The Canfield VECTRA blasts through this last barrier with an incredibly accurate visual experience for patients, both from an educational and marketing aspect.”

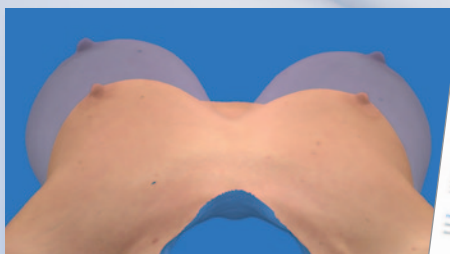
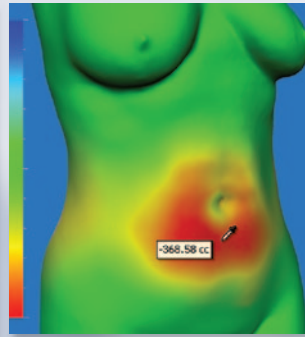
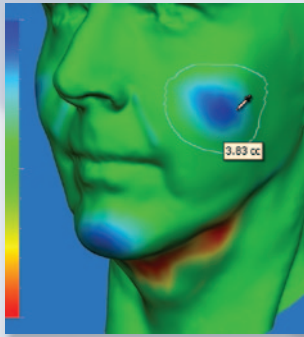
—Bradley Bengtson, MD
Center for Aesthetics
and Plastic Surgery
Grand Rapids, Michigan



Sculptor’s dynamic soft tissue modeling technology generates actual 3D models of the round or shaped implants you select and calculates a realistic outcome based upon gravity, the shape and placement of the selected implant, and the patient’s own breast tissue.



Measure volume difference. Automatically measure the volume difference and visualize the degree of contour change with a color distance map.



Only 3D simulation can show her the enhancement from a personal point of view.



Print the dream. When you’re finished, click the optional Print button to select what you wish to show on the printed report, including your practice information, 2D views, and for Breast Sculptor, pre-op measurements and selected implant parameters.

FACE sculptor®

Simulate the outcomes of facial procedures such as

- rhinoplasty,
- chin augmentation,
- injectables,
- lifts,
- facial contouring,
- skin resurfacing

in three dimensions on your patient’s own image.

BREAST sculptor®

Skip the time-consuming steps of reviewing photographs and stuffing bras and show her how she’ll look.

BODY sculptor™

Simulate body contouring procedures such as

- tummy tuck,
- liposuction,
- buttock augmentation,
- cellulite treatment.

VECTRA®

*The next dimension
of medical imaging.*

- ▶ a single system to capture 3D face, breast, and body images
- ▶ high resolution capture for maximum image definition
- ▶ elegant design complements your space



With VECTRA you can capture the regions you need for the procedures you do with a single 3D image capture system in a single session.

- Proprietary lighting system automatically adjusts for optimal face, breast and body imaging.
- Motorized height adjustment for fast accurate positioning.
- Compact design sits less than 12 inches from the wall.
- Capture time of 3.5 milliseconds makes the VECTRA system immune to subject movement.



IMAGING EXCELLENCE FROM

 **CANFIELD**

www.canfieldsci.com

info@canfieldsci.com

phone +1.973.276.0336

(USA) 800.815.4330